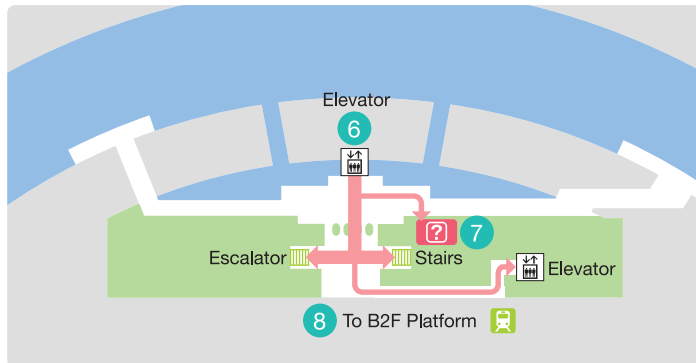


Route guide from New Chitose Airport International Terminal to JR New Chitose Airport Station

Overall Map (2F)



Overall Map (B1F)



After you arrive at the New Chitose Airport International Terminal, access by train to Sapporo is the most convenient. The "Rapid Airport Liner" runs every 15 mins. between New Chitose Airport and Sapporo Station. The duration is 37 mins. Confirm route from the International Terminal to JR New Chitose Station on the map below.



1 International Flight Terminal
Arrives at the Arrival Lobby on 2F.



2 Head down the 240 meter long Connecting Walkway to the Domestic Terminal.



3 Domestic Terminal
Proceed straight through.



4 You will see the Domestic Terminal Elevator after you pass the souvenir shops.




5 Get on the Elevator in the Domestic Terminal and go to B1F.



6 The Jr Information Desk is located to the left of the elevator on B1F.



7 JR Information Desk
Exchange rail passes and purchase JR tickets here.



8 JR New Chitose Airport Station Ticket Gate
Platforms are on B2F.

JR Information Desk Hours: 8:30 - 19:00

JR Line information





Travel Information

[Home](#) > [Travel Information](#) > [New Chitose Airport => Sapporo](#)

- ✓ Recommended Railway Travel Information for Hokkaido
- ✓ Plan Your Journey
- ✓ Access to major Station

New Chitose Airport => Sapporo

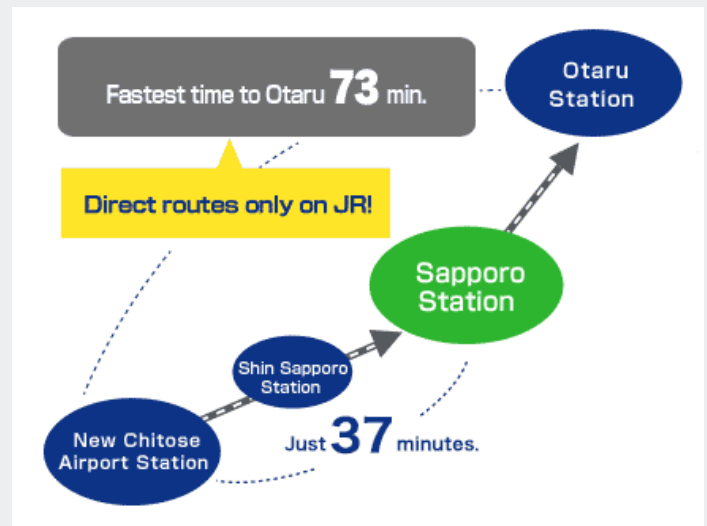
Airport- Sapporo Fastest! Only half the time the bus takes!

Just **37** minutes.
 Rapid Airport
¥1,070 to Sapporo

[See here for time schedules](#)

[See here for stops](#) >

There are also direct trains bound for Otaru

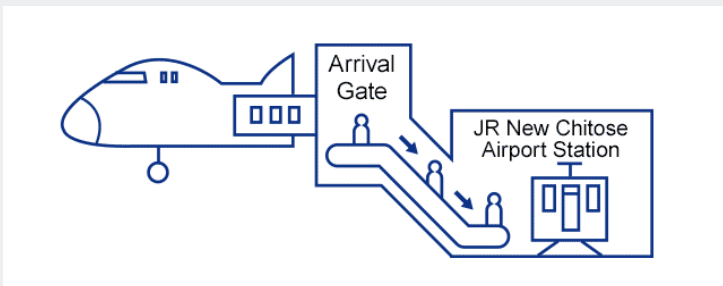


Directly connected to the underground floor of the Domestic Terminal of New Chitose Airport!

Trains run every 15 minutes during the day

No need to step outside or get caught in the rain.

The Rapid Airport is always standing by at the New Chitose Airport. Departing every 15 minutes during the day.



*Only 10 minutes from the International Arrival Gate to the Ticket Gate

Rapid Airport

Go to the Information Desks for foreigners at New

U Seat (Can be boarded with ¥520 extra!)



Get a U Seat for guaranteed comfort!
Stow your large baggage too



[In-car Information >](#)

Chitose Airport Station and Sapporo Station for support.

Assistance in English, Chinese and Korean.



[See here for details >](#)

If you plan to go to Sapporo and Otaru



Use the transportation IC card ticket!



[For information on Kitaca see here >](#)